



## Pre-fried Frozen Potato Croquettes

Coated with a crispy golden breadcrumb layer, Unifood Potato Croquettes deliver a crunchy exterior with a smooth, creamy mashed potato filling. The outer coating enhances crispiness and ensures excellent texture and bite after cooking, while maintaining shape and consistency. Perfect as a premium side dish or appetizer, they offer reliable performance for both dine-in and delivery.

### Nutration Facts

Nutrition Facts	
10 servings per container	
Serving size 1 patty (61g)	
Amount per serving	
<b>Calories</b>	<b>140</b>
% Daily Value*	
<b>Total Fat</b> 8g	<b>10%</b>
Saturated Fat 2g	<b>10%</b>
Trans Fat 0g	
<b>Cholesterol</b> 0mg	<b>0%</b>
<b>Sodium</b> 380mg	<b>17%</b>
<b>Total Carbohydrate</b> 15g	<b>5%</b>
Dietary Fiber 2g	<b>7%</b>
Total Sugars 0g	
Includes 0g Added Sugars	<b>0%</b>
<b>Protein</b> 2g	
Vitamin D 0mcg	0%
Calcium 0mg	0%
Iron 0.4mg	2%
Potassium 190mg	4%

\* The % Daily Value (DV) tells you how much a nutrient in a serving of food contributes to a daily diet. 2,000 calories a day is used for general nutrition advice.

### Ingredients:

Potatoes, Breadcrumbs (wheat flour, salt, yeast, colour: annatto), potato flakes, salt, wheat flour, stabilizer: E464, extracts of spices.

<https://unifood.com.eg/>  
<https://horecamrkt.com/>





### Product Information

Brand	UniFood
SKU	
Pack Size	2.5 kg / 1 kg
Net Wt	10 kg 4 * 2.5 kg
Net Wt	10 kg 10 * 1 kg
Gross Wt	10.4 kg
Climate	Halal
	Kosher

### Shipping Information

dimention	100 *120 cm
Ti * Hi	10 * 10
Slip Sheets:	No
Corner Posts:	No
Stretch Wrap:	yes

### cooking instruction

	Time	Temp	Method
	3 - 4 min	(175°-180°C)	(680g) Fill basket 1/2 full.
	24 - 28 min	pre heat 220°C	Spread the frozen product in a single layer on a flat baking sheet. Cooking times may vary depending on your oven. Turn product halfway through baking time.u.l.
	12 - 14 min	pre heat 220°C	Cook until heated through and desired crispiness is achieved. Spread the frozen product in a single layer on a flat baking sheet. Cooking times may vary depending on your oven. Turn product halfway through baking time.u.l.
	14 - 16 min	pre heat 200°C	Cook until heated through and desired crispiness is achieved. Fill basket 1/2 full.Turn product halfway through baking time.u.l.

### Storage conditions and shelf life:

#### Storage conditions

The product shall be handled in such a way as to maintain the quality during transportation, storage, and distribution. The handling and storage should be in accordance with the regulations and codes of practice referred to in this specification. The product shall not be stored with goods that may cause contamination. store at -18° C or blew.

#### Shelf life

540 days from the date of production

**For food safety, quality, and thorough cooking, please follow the instructions below.**

Keep frozen until ready to prepare.

Product is not ready to eat until fully cooked to an internal temperature of 165°F (74°C).